



### District Report Card: 2017


<b>State:</b> Delhi	<b>District:</b> East Delhi
<b>Class:</b> 8	<b>Subject:</b> Language
<b>Schools:</b> 50	<b>Students:</b> 1067


### Participation/Coverage


#### Students

<div>GENDER</div> <div></div>	Boys				Girls			
	Number		%		Number		%	
	482		45.17		585		54.83	

<div>AREA</div> <div></div>	Rural				Urban			
	Number		%		Number		%	
	76		7.12		991		92.88	

<div>CATEGORY</div> <div></div>	SC		ST		OBC		GEN	
	Number	%	Number	%	Number	%	Number	%
	172	16.12	3	0.28	81	7.59	811	76.01

<div>CWSN</div> <div></div>	LD	VI	HI	S&LD	ID	Oth
	2	0	0	1	1	17

<div>Management</div> <div></div>	Government				Government-aided			
	Number		%		Number		%	
	1067		100.00		0		0.00	

### Average Performance of Students in Language (%)

Overall	Gender		Area		Management		Social Group			
	Male	Female	Rural	Urban	Govt.	Aided	SC	ST	OBC	GEN
52.45	52.93	52.05	49.82	52.65	52.45	0.00	50.35	62.22	55.14	52.59

### Performance on Learning Outcomes (LOs)

Learning Outcomes	Description	Average Performance(%)
L813	Read textual/non-textual materials with comprehension and identifies the details, characters, main idea and sequence of ideas and events while reading	52.45

Range of Performance of Students who Answered Correctly							
Below 30%		30% - 50%		50% - 75%		Above 75%	
Number	%	Number	%	Number	%	Number	%
175	16.40	314	29.43	425	39.83	153	14.34

### Lowest Performing Learning Outcomes (LOs)

1 - Read textual/non-textual materials with comprehension and identifies the details, characters, main idea and sequence of ideas and events while reading (52.45)